

## Create a Chronological Timeline From a Biographical Text

*This recipe takes a biographical text and uses tools such as [Googlizer](#) and [Find Dates](#) to provide framework for a chronological timeline.*




### Ingredients

---

- A biographical text to explore
- An aggregation tool such as [TAPoR Googlizer](#)
- A Find Dates tool such as the [TAPoR Date Finder Tool](#)

### Recipe Steps

---

1. **Get** an electronic text from a source such as [Project Gutenberg](#) ;
2. **Augment** available biographical information using an aggregation tool such as [TAPoR Googlizer](#) ;
3. **Generate** a rough chronology using the [TAPoR Date Finder Tool](#);
4. **Sort** by date;
5. **Examine** list for duplicate information;
6. **Clean-up** text in a text editor .

### Discussion

---

#### Finding a Text

Possible sources for electronic texts are listed on the [Electronic Texts Panel of TAPoR](#). When preparing text for analysis, you should be aware that academic infrastructure included in the text may obstruct reading the text for its original construction. It may be useful to remove notes and other materials added by subsequent authors from the original work. You can use tools such as the [TAPoR Extract Text](#) to remove added material.

#### Augmenting Text



The beauty of this process is in the ability to augment a standalone text with an aggregated collection of supporting textual matter. This aggregation can then be scanned to produce a rich timeline for further editing. A text aggregation tool allows for a shotgun approach to text acquisition and much of what may be trawled is irrelevant. However, there may be small nuggets of useful information acquired that a date finding tool will quickly pinpoint.

## Building a Chronology

The first pass using a Date Finding tool is going return a lot of redundant and possible erroneous information. However, it allows for easy classification and sorting of the results and thus very quickly pares down biographical or other event based narratives to quickly construct a chronological timeline.

## Exercise Steps

---

1. Login to [TAPoR](#) .
2. **Add** your biographical text to your workspace by uploading it to myTexts.
3. **Conduct** a web search for biographical information to augment your existing biographical text using an Aggregation tool such as [TAPoR Googlizer](#)'
4. **Save** your results to the Databench .
5. **Add** the Googled text to your Texts;
6. Choose the googled text from the *General* area, click Add Url and then choose the original web page from your list of texts.
7. The aggregate text will now appear in the list of your texts and can be acted upon as a unit;
8. **Generate** a rough chronology using the [TAPoR Date Finder Tool](#);
9. The result should look similar to:

91 unique date entries found										
Year										
<a href="#">1000</a>	<a href="#">1555</a>	<a href="#">1598</a>	<a href="#">1641</a>	<a href="#">1655</a>	<a href="#">1667</a>	<a href="#">1675</a>	<a href="#">1682</a>	<a href="#">1706</a>	<a href="#">1714</a>	<a href="#">1716</a>
				<a href="#">1717</a>	<a href="#">1718</a>					
<a href="#">1720</a>	<a href="#">1721</a>	<a href="#">1723</a>	<a href="#">1724</a>	<a href="#">1726</a>	<a href="#">1727</a>	<a href="#">1728</a>	<a href="#">1729</a>	<a href="#">1730</a>	<a href="#">1731</a>	<a href="#">1732</a>
				<a href="#">1733</a>	<a href="#">1734</a>					
<a href="#">1735</a>	<a href="#">1736</a>	<a href="#">1737</a>	<a href="#">1738</a>	<a href="#">1739</a>	<a href="#">1741</a>	<a href="#">1742</a>	<a href="#">1743</a>	<a href="#">1744</a>	<a href="#">1746</a>	<a href="#">1748</a>
				<a href="#">1749</a>	<a href="#">1751</a>					
<a href="#">1752</a>	<a href="#">1753</a>	<a href="#">1754</a>	<a href="#">1755</a>	<a href="#">1756</a>	<a href="#">1757</a>	<a href="#">1758</a>	<a href="#">1760</a>	<a href="#">1762</a>	<a href="#">1763</a>	<a href="#">1764</a>
				<a href="#">1765</a>	<a href="#">1766</a>					
<a href="#">1767</a>	<a href="#">1769</a>	<a href="#">1771</a>	<a href="#">1772</a>	<a href="#">1774</a>	<a href="#">1775</a>	<a href="#">1776</a>	<a href="#">1777</a>	<a href="#">1778</a>	<a href="#">1779</a>	<a href="#">1780</a>
				<a href="#">1781</a>	<a href="#">1782</a>					
<a href="#">1783</a>	<a href="#">1784</a>	<a href="#">1785</a>	<a href="#">1786</a>	<a href="#">1787</a>	<a href="#">1788</a>	<a href="#">1790</a>	<a href="#">1868</a>	<a href="#">1909</a>		
Month										
	<a href="#">Jan</a>	<a href="#">Mar</a>	<a href="#">Apr</a>	<a href="#">May</a>	<a href="#">Jun</a>	<a href="#">Jul</a>	<a href="#">Aug</a>	<a href="#">Sep</a>	<a href="#">Oct</a>	<a href="#">Dec</a>
Week										
	<a href="#">Sun</a>	<a href="#">Mon</a>	<a href="#">Tue</a>	<a href="#">Wed</a>	<a href="#">Thu</a>	<a href="#">Fri</a>	<a href="#">Sat</a>			

1000

- o "Now," says he, "Osborne never will allow the least merit in any thing of mine, but makes **1000** criticisms out of mere envy.

1555

- o When I searched the registers at Ecton, I found an account of their births, marriages and burials from the year **1555** only, there being no registers kept in that parish at any time preceding.

1598

- o My grandfather Thomas, who was born in **1598**, lived at Ecton till he grew too old to follow business longer, when he went to live with his son John, a dyer at Banbury, in Oxfordshire, with whom my father served an apprenticeship.

1641

- o There fell lately into my hands, in London, a collection he had made of all the principal pamphlets, relating to public affairs, from **1641** to 1717; many of the volumes are wanting as appears by the numbering, but there still remain eight volumes in folio, and twenty-four in quarto and in octavo.

1655

- o born **1655**, died **1744**, AEtat 89.

1667

- o born **1667**, died **1752**, ----- 95.

1675

- o It was written in **1675**, in the home-spun verse of that time and people, and addressed to those then concerned in the government there.

1682

- o Josiah, my father, married young, and carried his wife with three children into New England, about **1682**.

1706

o The Autobiography Of Benjamin Franklin  
With Introduction And Notes Edited By Charles W Eliot Lld P  
F Collier & Son Company, New York (1909)

INTRODUCTORY NOTE

BENJAMIN FRANKLIN was born in Milk Street, Boston, on  
**January 6, 1706.**

- o BENJAMIN FRANKLIN HIS AUTOBIOGRAPHY 1706-1757 TWYFORD, at  
the Bishop of St. Asaph's, 1771.
- o It has seemed advisable, therefore, to detail the chief  
events in Franklin's life, from the beginning, in the  
following list: 1706 He is born, in Boston, and baptized in  
the Old South Church.

1714


- o 1714 At the age of eight, enters the Grammar School.

1716

- o 1716 Becomes his father's assistant in the tallow-chandlery  
business.

1717

- o There fell lately into my hands, in London, a collection he  
had made of all the principal pamphlets, relating to public  
affairs, from 1641 to 1717; many of the volumes are wanting  
as appears by the numbering, but there still remain eight  
volumes in folio, and twenty-four in quarto and in octavo.

10. Save the result to the *Databench*;
11. Although there is clearly far too much information here, duplicated dates and dates well out of our range, it is nonetheless a useful stage from which to begin.
12. Because we can see from the text that Franklin was not born until 1706, we can quickly eliminate any dates prior to this as well as dates after his death in 1801.
13. **Sort** by date;
14. **Examine** list for duplicate information;
15. **Clean-up** text in a text editor .

<statement of origin, caveats, etc>

V1.0 17 May 2006